



WHITE / REDWOOD AND HARDWOOD TIMBER PRESENTATION

NLA TEAM

NicoLemn Art Srl is the company that gives you the right product which suits you best for your actual and future needs. Our offer includes high quality products, sustained by exceptional services. We understand that our clients are looking for competitive quality and prices and for this purpose **NicoLemn Art Srl** considers its clients on the top of its obligations. We have long term relationships with clients all over the world, and the most important thing is that they can trust and rely on because we are assuring them of our prompt reply coming to meet their special

OUR CAPABILITIES

- ✓ High quality
- ✓ Best products
- ✓ Low prices
- ✓ Compact and exceptional services
- ✓ Young and dynamic staff



OUR PRODUCTS

WHITE WOOD TIMBER

Spruce timber, commonly also known under its Latin name “Picea Abies” is widely distributed throughout continental Europe and is a timber tree of major economic importance. The large tree usually has a straight, cylindrical trunk and grows to a height of about 30 m (up to 55 m), with a large diameter of about 60 cm (up to 1,5 m).

BIG SIZE – BEAMS

- Thickness: from 100 up to 300 mm
- Width: from 100 up to 300 mm
- Length: from 3 up to 6 mt





SMALL SIZE – BEAMS

- Thickness: from 40 up to 95 mm
- Width: from 60 up to 95 mm
- Length: from 3 up to 6 mt







BOARDS

- Thickness: from 18 up to 50 mm
- Width: from 50 up to 250 mm
- Length: from 3 up to 6 mt



N L A

N

L

A








BOARDS S4S

- Thickness: from 18 up to 50 mm
- Width: from 50 up to 150 mm
- Length: from 3 up to 4 mt












REDWOOD TIMBER


Pine timber – also referred to Redwood timber, commonly also known under its Latin name “*Pinus Sylvestris*” is the one most widely spread in the East European Countries. The tree is generally 30m high with a diameter of about 1m but larger trees may be found on favorable sites.

BIG SIZE – BEAMS

- Thickness: from 100 up to 300 mm
- Width: from 100 up to 300 mm
- Length: from 3 up to 5,4 mt







BOARDS

- Thickness: from 18 up to 90 mm
- Width: from 50 up to 225 mm
- Length: from 3 up to 5,4 mt











BEECHWOOD TIMBER


Beech timber commonly also known under its Latin name “*Fagus sylvatica*” is the one most widely spread in the Romanian Carpathian Mountains, belonging thus to the only unpolluted forest area in Europe.

TAL+ / TAL / TAS / TASS

- 25 / 38 / 50 / 60 / 70 / 80 X from 80 mm and up X 300 – 950 mm (TASS – SUPER SHORT)
- 25 / 38 / 50 / 60 / 70 / 80 X from 100 mm and up X 1000 – 1700 mm (TAS – SHORT)
- 25 / 38 / 50 / 60 / 70 / 80 X from 100 mm and up X 1800 – 2000 mm (TAL – LONG)
- 25 / 38 / 50 / 60 / 70 / 80 X from 100 mm and up X 2100 – 3000 mm (TAL+ - SUPER LONG)









NICO LEMN ART

CONTACT INFORMATION

NicoLemn Art S.r.l.

18 Iacob Muresianu Street

515400 Blaj – Alba County

Romania

Tel: +40.258.710020

Fax: +40.258.710790

Mob: +40.730.709026

Mail: office@nicolemnart.com